


SPEARHEAD

MULTICUT 160













MULTICUT 160 FEATURES



MULTICUT 160

UNIT OPTIONS

								
TRACTOR HP	PTO SPEED	TRANSPORT WIDTH	CUTTING WIDTH	GEARBOX RATING	NUMBER OF WHEELS	NUMBER OF ROTORS	NUMBER OF BLADES	CUTTING HEIGHT
40hp	540rpm	1.79m / 5' 11"	1.60m / 5' 3"	165hp	1	1	3	50 - 250mm 2" - 8"
	CUTTING CHAIN KIT							

MULTICUT 160 THE COMPACT ROTARY THAT PACKS A PUNCH



The Multicut 160 is the toughest 1.6 metre rotary mower of its kind.

Designed and manufactured without any compromise on quality to provide a heavy duty and robust vegetation maintenance machine.

Featuring the unique high lift HD3 blade arrangement with three 12 millimetre thick blades or alternatively the heavy duty swipe chain kit — this specialist model is suitable for cutting and mulching scrub and vegetation of up to 100 millimetre in diameter.

With full length skids, floating linkage and rear gauge wheel the Multicut 160 provides a consistent cut on even the most undulating terrain.

Delivering up to 30% more power than previously, the Multicut 160 comes complete with a 165hp gearbox designed for the most demanding of working environments, certified with Spearhead's extended 7 year gearbox warranty.

STANDARD SPECIFICATION		MULTICUT 160	
Machine weight*	520kg / 1147lbs	Deck material thickness	5mm (3/16")
Hitch	Category 1/2 with floating clevis top link	Side skirt material thickness	6mm (1/4")
Cutting width	1.60m / 5' 3"	Skid construction	Replaceable bolt on skid shoes
Overall width	1.79m / 5' 11"	Anti-scalp dish	6mm (1/4") round pan with blade holder bar
Overall length	2.73m / 9'	Blades (x3)	12mm (1/2") 30 Carbon Boron hardened and tempered. Free swinging high lift - low friction
Deck height**	0.24m / 10"	Blade bolts	M24 C/W shank grade 8.8
Cutting height	50mm - 250mm (2" - 8")	Blade tip speed	87mps / 17126fpm
Cutting capacity	100mm / 4"	Driveline	ASAE Category 4
Recommended tractor HP	40hp / 30kW	Driveline protection	2 plate slip clutch
Power take-off speed	540rpm	Tailwheel mount assembly	Welded box section arm and caster fork with 360 degree swivel
Gearbox	Cast Iron housing	Tailwheel	5.00-8 rubber tyre with steel rim
Input shaft	1-3/8" Z6 input shaft	Front guard	Looped full width safety chains
Gearbox lubricant	85W-140 oil	Rear guard	Looped full width safety chains
Gearbox oil capacity	4.3 litres / 7.6 pints		
Deck construction	All welded construction		

* With front and rear single chain guards ** Underside of deck to skid

SPEARHEAD

📍 Station Road, Salford Priors, Evesham, Worcestershire, WR11 8SW, England ☎️ +44 (0)1789 491860

✉️ enquiries@spearheadmachinery.com 💻 spearheadmachinery.com 🐦 f SpearheadWorld



designed and built in
GREAT BRITAIN

Spearhead
is a member of the
Alamo Group